


# SOFTWARE SOLUTION:

*James City County, VA Government  
Unifies Energy Management*

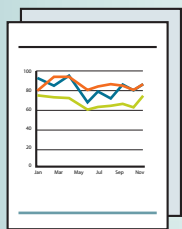
In 2008, Energy management staff began compiling historical energy use data for  
**THE COUNTY'S 100+ BUILDINGS.**




James City County relied on quarterly reports generated by a third-party vendor, but the available data was limited.

Competing internal systems made data sharing difficult, and compiling and verifying data was very time-consuming.

The feature-rich EnergyCAP  
**PROVIDED A SINGLE SOFTWARE SOLUTION**  
to unify the County's energy management program.



Calendarized and weather normalized data can now be displayed and analyzed on demand.



Tree Views clearly display the relationships between cost centers, accounts, meters, buildings, and departments.



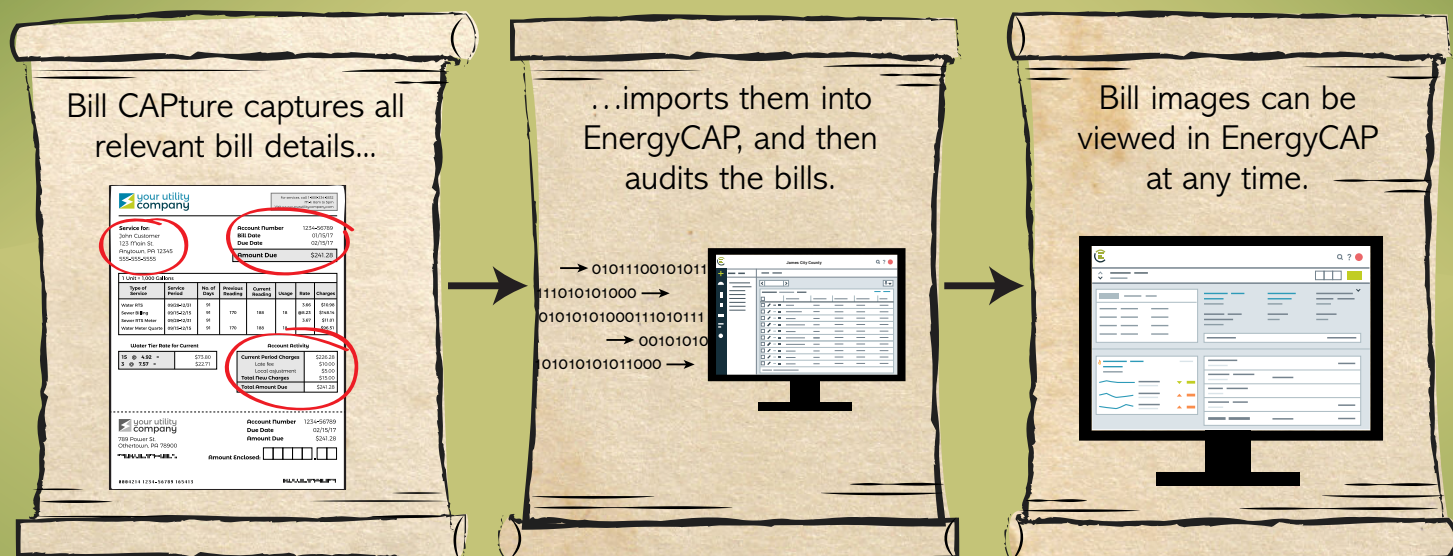
The County Energy Team can quickly view their custom dashboard and energy data at any time.



EnergyCAP automatically maintains the County's ENERGY STAR Portfolio Manager account.


## EnergyCAP's **BILL CAPTURE<sup>SM</sup> SERVICE**

has transformed their utility bill processing workflow.

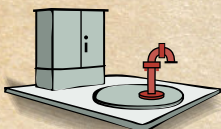


With Bill CAPture, utility bill processing tasks have been reduced from  
**40 hours per month to just 6 hours.**


## JAMES CITY COUNTY TRACKS:



**105** buildings

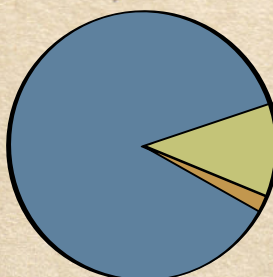


**82** sewer lift stations



**34** water pump houses

**260** active meters:



**226** electricity meters

**29** natural gas meters

**5** propane meters